

**ACCESSORIES
CATALOGUE**



Home Sewing Machine Accessories

October 2023 Edition

How to check your machine model

◆ Label on the machine

Check the electrical rating label on the back of the machine.



In the case of a label with product code

The product code is the model name.

*Model HC500-00 is not.




In the case of a label without product code

Model is the model name.



◆ Instruction manual

Check the cover of the instruction manual.



Machine model series

UX Series	HZL-DX Series	Exceed(F) Series	HZL-G Series	HZL-L Series
DX-4000QVP HZL-UX8 DX-3000QVP HZL-NX7	DX-2000QVP HZL-DX7 HZL-DX5	HZL-F600 HZL-F400 HZL-F300	HZL-G220 HZL-G120 HZL-G210 HZL-G110	HZL-LB5100 HZL-LB5020

HZL-H Series	HZL-K Series	HZL-350Z Series	Elec.Sewing Machine	
HZL-80HP HZL-70HW HZL-60HR	HZL-K85 HZL-K65	HZL-357ZP HZL-355ZW HZL-353ZR	HZL-29Z HZL-27Z HZL-12Z	

Standard Presser Foot

This Standard presser foot is used for sewing straight stitches and zigzag stitches. It can be used to sew lightweight to heavyweight materials.

The wide needle entry opening allows this presser foot to be used for a variety of fabrics and applications, from straight stitches to zigzag stitches.

Press the black button to keep the presser foot horizontal in order to smoothly begin sewing at a thick seam.



UX Series	HZL-DX Series	Exceed(F) Series	HZL-G Series	HZL-L Series
40245085 *1 40197188 *2	40057923			40169908

HZL-H Series	HZL-K Series	HZL-350Z Series	Elec.Sewing Machine	
40165250	40051131	40151600	40051131 *3 40130228 *4	


- *1 For JUKI Smart Feed (matte type)
- *2 For JUKI Smart Feed (glossy type)
- *3 Applicable model: HZL-29Z/HZL-27Z
- *4 Applicable model: HZL-12Z

Overcasting Presser Foot (Overedge Foot)

This presser foot is used to sew overcasting in order to prevent the cut edges of fabric from fraying.

Sew with the edges of the fabric aligned with the guide. The prong in the opening of the presser foot presses down the edge of the fabric to prevent puckering. In addition, the amount of thread going into the stitching is adjusted by the thread crossing the prong, creating a clean finish with little shrinkage.

This presser foot cannot be used to sew zigzag stitches or overcasting by 3-point zigzag.



UX Series	HZL-DX Series	Exceed(F) Series	HZL-G Series	HZL-L Series
40080960			40110163	40169900

HZL-H Series	HZL-K Series	HZL-350Z Series	Elec.Sewing Machine	
40145869	40117901	40145869	40050948 *	

- * Applicable model: HZL-29Z/HZL-27Z

Buttonhole Presser Foot

This presser foot is used to automatically sew buttonholes.

You can sew buttonholes of the appropriate size by simply placing the button in the button holder of the presser foot. (Not available with some sewing machines.)



UX Series	HZL-DX Series	Exceed(F) Series	HZL-G Series	HZL-L Series
40080966			40110162	40169879

HZL-H Series	HZL-K Series	HZL-350Z Series	Elec.Sewing Machine	
40165251	40117900	40151623	40088436	

Decorate Stitch Presser Foot (Manual BH Presser Foot/Satin Stitch Foot)

This presser foot is used for sewing satin stitches, decorative stitches and letters.

The groove along the bottom of this presser foot ensures that the presser foot does not catch on the stitching, ensuring the fabric will be smoothly fed.

Use to accurately sew a buttonhole near a thick seam that is hard to reach. Also Used to Manually Create Oversize Buttonholes.



UX Series	HZL-DX Series	Exceed(F) Series	HZL-G Series	HZL-L Series
40265041 *1	40112905			40169901
40112905 *2				

HZL-H Series	HZL-K Series	HZL-350Z Series	Elec.Sewing Machine	
40145868	40130234	40145868	—	

*1 For JUKI Smart Feed (matte type)

*2 Not for JUKI Smart Feed (normal clear type)

Zig Zag Presser Foot

This presser foot is used for sewing satin stitches, decorative stitches and letters.

The groove along the bottom of this presser foot ensures that the presser foot does not catch on the stitching, so the fabric will be smoothly fed.



UX Series	HZL-DX Series	Exceed(F) Series	HZL-G Series	HZL-L Series
—				

HZL-H Series	HZL-K Series	HZL-350Z Series	Elec.Sewing Machine	
—	40117722	—		

Button Attaching Presser Foot

This presser foot is used for holding a button in place and attaching it using the zigzag stitch.

Be sure to first lower the feed dog so the fabric is not fed and adjust the zigzag width so the needle enters the holes in the button.

To create a shank for the button, insert an awl or another similar object into the groove in the presser foot before sewing on the button so that the stitching will create a loop suitable for the thickness of the fabric.



UX Series	HZL-DX Series	Exceed(F) Series	HZL-G Series	HZL-L Series
40080969				—

HZL-H Series	HZL-K Series	HZL-350Z Series	Elec.Sewing Machine	
40151630	40116156	40151630	40116156 *	

* Applicable model: HZL-29Z/HZL-27Z

Feed Dog Cover

This cover is used for button attaching or free-motion sewing.

It covers the feed dog so that the material is not fed. Even a sewing machine without a drop feed function, you can attach the buttons or sew free-motion.



UX Series	HZL-DX Series	Exceed(F) Series	HZL-G Series	HZL-L Series
—				

HZL-H Series	HZL-K Series	HZL-350Z Series	Elec.Sewing Machine	
—			40107933 *	

* Applicable model: HZL-29Z/HZL-27Z

Zipper Presser Foot

This presser foot is used for closely sewing along the edges of a zipper.

Since this presser foot has a pin on the left side and on the right side for attaching it to the presser foot holder, you can attach this presser foot on either side of the needle, depending on which side of the zipper is being sewn.

This presser foot can cleanly sew along the edges of the zipper without hitting the teeth.



UX Series	HZL-DX Series	Exceed(F) Series	HZL-G Series	HZL-L Series
40265042 *1 A9823-010-0A0 *2	A9823-010-0A0			40169903


HZL-H Series	HZL-K Series	HZL-350Z Series	Elec.Sewing Machine	
40151622	40117903	40151622	40050946 *3 40152343 *4	

- *1 For JUKI Smart Feed (matte type)
- *2 Not for JUKI Smart Feed (normal type)
- *3 Applicable model: HZL-29Z/HZL-27Z
- *4 Applicable model: HZL-12Z

Adjustable Zipper Foot

This presser foot is used for closely sewing along the edges of a zipper or piping cord.

The position of the adjustable zipper presser foot can be changed over to the right and left of the needle to allow the sewing machine to sew the material while avoiding its thicker part such as a zipper.



UX Series	HZL-DX Series	Exceed(F) Series	HZL-G Series	HZL-L Series
—	40206252			—

HZL-H Series	HZL-K Series	HZL-350Z Series	Elec.Sewing Machine	
40206252				

Narrow Zipper Foot

This presser foot is used for sewing the very edge of the zipper, and sewing piping and D-ring that has a more height than the fabrics.

Since the width of the narrow zipper foot is small, the operator can easily observe the material during sewing. It has two (right and left) recesses on its undersurface, you can sew higher portions of the material while avoiding those portions. Both the right and left sides of the zipper can be sewn only by changing the position of the needle base line. The mounting portion of this presser foot is placed at its center, so the stable feed of the material is ensured.



UX Series	HZL-DX Series	Exceed(F) Series	HZL-G Series	HZL-L Series
40219624				—

HZL-H Series	HZL-K Series	HZL-350Z Series	Elec.Sewing Machine	
—				

Invisible Zipper Foot

This presser foot is used for inserting a concealed zipper.

Since this presser foot lifts the teeth of the zipper as they are fed through the groove along the bottom of the presser foot, you can closely sew along the edges of the zipper teeth.



UX Series	HZL-DX Series	Exceed(F) Series	HZL-G Series	HZL-L Series
40080955				—

HZL-H Series	HZL-K Series	HZL-350Z Series	Elec.Sewing Machine	
—	40117861	—		

Blind Stitch Presser Foot (Blind Hem Foot)

This presser foot is used for sewing blind hem stitches, which are sewn along the hems of pants and skirts to be invisible from the right side of the fabric.

By sewing with the fabric fold aligned on the guide of this presser foot, only a few threads of the fabric will be uniformly caught in the stitch. Adjust the needle entry point or guide position according to the fabric before sewing.

You can also use this presser foot as a guide when changing the needle position for hemstitching in a straight line.



UX Series	HZL-DX Series	Exceed(F) Series	HZL-G Series	HZL-L Series
40112904		40080961	40112904	40169902

HZL-H Series	HZL-K Series	HZL-350Z Series	Elec.Sewing Machine	
40145872	40117902	40145872	40050947 *	

* Applicable model: HZL-29Z/HZL-27Z

Smooth Presser Foot

This presser foot is used for materials that do not feed well and are difficult to sew, such as vinyl-coated fabric and leather.

This presser foot, made of a fluorocarbon resin, smoothly feeds even vinyl-coated material and leather fabrics which may stick to a standard presser foot and are difficult to sew.



UX Series	HZL-DX Series	Exceed(F) Series	HZL-G Series	HZL-L Series
40248701 *1	40181050			—
40181050 *2				

HZL-H Series	HZL-K Series	HZL-350Z Series	Elec.Sewing Machine	
—	40181050	—		

*1 For JUKI Smart Feed

*2 Not for JUKI Smart Feed (normal type)

Roller Foot

This presser foot is used for materials that do not feed well, such as vinyl-coated fabric, leather and terry cloth.

The rollers at the front and back of this presser foot prevent it from sticking to or bunching fabrics for perfect seams.



UX Series	HZL-DX Series	Exceed(F) Series	HZL-G Series	HZL-L Series
40117711				—

HZL-H Series	HZL-K Series	HZL-350Z Series	Elec.Sewing Machine	
40117711				

Rolled Hemming Presser Foot

This presser foot is used for sewing the edge of fabric while folding it twice to a narrow width about 1/8" (3 mm).

The spiral guide of this presser foot rolls the edge of the fabric to create a narrow rolled hem.

This presser foot can be used on light-weight to medium-weight fabric. Since the fabric can be uniformly folded twice without ironing, this presser foot is useful for finishing ruffles and handkerchief edges.



UX Series	HZL-DX Series	Exceed(F) Series	HZL-G Series	HZL-L Series
40080958				—

HZL-H Series	HZL-K Series	HZL-350Z Series	Elec.Sewing Machine	
40145870	40117710	40145870	40117710 *1 40141258 *2	

*1 Applicable model: HZL-29Z/HZL-27Z

*2 Applicable model: HZL-12Z

Hemming Presser Foot for Zigzag

This presser foot is used for sewing the edge of fabric with a zigzag stitch while folding the fabric twice to a narrow width.

The spiral guide of this presser foot rolls the edge of the fabric while the narrow rolled hem is sewn with a zigzag stitch.

This presser foot can sew thin and solid edging.




UX Series	HZL-DX Series	Exceed(F) Series	HZL-G Series	HZL-L Series
40080957				—

HZL-H Series	HZL-K Series	HZL-350Z Series	Elec.Sewing Machine	
—				

Straight Stitch Presser Foot

This presser foot is used for sewing the straight stitch with the center needle position.



The guidelines on the right side at the front of the presser foot allow you to check the positions at about 0.1", 0.2", 0.3" (3, 5 or 7 mm) from the needle.

Since the needle drops into a small round opening, the seam is stabilized to create a perfect straight stitch.

UX Series	HZL-DX Series	Exceed(F) Series	HZL-G Series	HZL-L Series
40265043 *1				
40201410 *2				

HZL-H Series	HZL-K Series	HZL-350Z Series	Elec.Sewing Machine	
40145874	40116154	40145874	—	

*1 For JUKI Smart Feed (matte type)

*2 For JUKI Smart Feed (glossy type)

Binder Presser Foot

This presser foot is used for folding bias tape in four while edging fabric at a width of about 0.2" (5 mm).



After tape with a width of about 0.75" to 1.0" (22 to 25 mm) is passed through the guide, this presser foot creates double-fold tape with a width of about 0.2" (5 mm) and sews it to bind the fabric.

Single-fold tape with a width of about 0.4" to 0.5" (10 to 13 mm) can also be used.

You can move the guide to the left or right to adjust the needle entry point.

UX Series	HZL-DX Series	Exceed(F) Series	HZL-G Series	HZL-L Series

HZL-H Series	HZL-K Series	HZL-350Z Series	Elec.Sewing Machine	

Pintuck Foot Narrow

This presser foot is used for sewing narrow pintucks on blouses and handkerchiefs using two needles.



When sewing pintucks in parallel, the 9 slits on the bottom of the presser foot can be used as a guide.

Pintucks are suited to light-weight soft materials.

Pintucks of stable shape can be produced while putting a cord in each pintuck.

UX Series	HZL-DX Series	Exceed(F) Series	HZL-G Series	HZL-L Series
40206244			—	

HZL-H Series	HZL-K Series	HZL-350Z Series	Elec.Sewing Machine	
40206244	—	40206244	—	

Pintuck Foot Wide

This presser foot is used for sewing wide pintucks on blouses and handkerchiefs using two needles.



When sewing pintucks in parallel, the 7 slits on the bottom of the presser foot can be used as a guide.

Pintucks are suited to light-weight soft materials.

Pintucks of stable shape can be produced while putting a cord in each pintuck.

UX Series	HZL-DX Series	Exceed(F) Series	HZL-G Series	HZL-L Series
40206248			—	

HZL-H Series	HZL-K Series	HZL-350Z Series	Elec.Sewing Machine	
40206248	—	40206248	—	

Walking Foot

This presser foot is used for stretch fabrics (such as knits), hard-to-feed materials (such as vinyl-coated fabric) and unevenly fed material (such as quilting or fabric with a nap).

This presser foot is equipped with an upper feed dog that works together with the feed dog of the sewing machine to feed the material in order to prevent bunched stitching and uneven feeding.

By inserting the quilt guide bar, this presser foot can be used to quilt equally spaced seams.



UX Series	HZL-DX Series	Exceed(F) Series	HZL-G Series	HZL-L Series
—	40181046			40169917

HZL-H Series	HZL-K Series	HZL-350Z Series	Elec.Sewing Machine	
40145876	40117721 *	40145876	—	

* Cannot use with quilt guide

Patchwork Presser Foot

This presser foot is used for piecing together patchwork with a seam allowance of 1/4" (6.4 mm) or 1/8" (3.2 mm).

Always ensure needle is set to center straight stitch. Align the edge of the fabric with the outer presser foot guide for a seam allowance of 1/4" or with the inner presser foot guide for a seam allowance of 1/8". There are also marks at a 1/4" spacing at the front and back of the presser foot, allowing you to see the width of the seam allowance before and after needle entry.



UX Series	HZL-DX Series	Exceed(F) Series	HZL-G Series	HZL-L Series
40265044 *1 40197827 *2	40080959			—

HZL-H Series	HZL-K Series	HZL-350Z Series	Elec.Sewing Machine	
—	40117712	—	40117712 *	

*1 For JUKI Smart Feed (matte type)

*2 For JUKI Smart Feed (glossy type)

*3 Applicable model: HZL-29Z/HZL-27Z

1/4" Guide Foot

This presser foot is used for piecing together patchwork with a seam allowance of 1/4" (6.4 mm).

Always ensure needle is set to center straight stitch. Align the edge of the fabric with the presser foot guide to easily sew with a seam allowance of 1/4" (6.4 mm).

Since the needle drops into a small round opening, the seam is stabilized to create a perfect straight stitch.



UX Series	HZL-DX Series	Exceed(F) Series	HZL-G Series	HZL-L Series
40245094 *1	40164071			—
40197829 *2				

HZL-H Series	HZL-K Series	HZL-350Z Series	Elec.Sewing Machine	
—				

*1 For JUKI Smart Feed (matte type)

*2 For JUKI Smart Feed (glossy type)

7mm Guide Foot

This presser foot is used for piecing together patchwork with a seam allowance of 7 mm.

Always ensure needle is set to center straight stitch. Align the edge of the fabric with the presser foot guide to easily sew with a seam allowance of 7 mm.

Since the needle drops into a small round opening, the seam is stabilized to create a perfect straight stitch.



UX Series	HZL-DX Series	Exceed(F) Series	HZL-G Series	HZL-L Series
40265045 *1	—			
40197832 *2				

HZL-H Series	HZL-K Series	HZL-350Z Series	Elec.Sewing Machine	
—				

*1 For JUKI Smart Feed (matte type)

*2 For JUKI Smart Feed (glossy type)

Presser Foot with Guide

The marks at a 0.07" (2 mm) spacing on this presser foot can be used as guides for stitching.



On the right side of the presser foot, there are guidelines at a 2 mm spacing from 0 to 2 cm from the center of the needle entry opening (center needle position).

This presser foot is useful when sewing parallel straight or decorative stitching.

UX Series	HZL-DX Series	Exceed(F) Series	HZL-G Series	HZL-L Series
40080952				—

HZL-H Series	HZL-K Series	HZL-350Z Series	Elec.Sewing Machine	
—				

Ditch Sewing Presser Foot (Edge Sewing Presser Foot)

This presser foot is used for stitching seam lines, such as with **Stitch-in-the-ditch** sewing for patchwork quilts and concealed seams on clothes.



The long guide at the center of the presser foot fits perfectly in the seam line to stabilize stitching.

You can also use this presser foot as a guide when changing the needle position for hemstitching in a straight line.

UX Series	HZL-DX Series	Exceed(F) Series	HZL-G Series	HZL-L Series
40265046 *1	40080965			—
40080965 *2				

HZL-H Series	HZL-K Series	HZL-350Z Series	Elec.Sewing Machine	
—				

*1 For JUKI Smart Feed (matte type)

*2 Not for JUKI Smart Feed (normal type)

Compact Guide Edge Sewing Foot

This presser foot is used for patchwork quilting, edge stitching during dressmaking (in the case of sewing waistbands and neckbands), outline quilting and single lap stitching.

This presser foot has a shorter guide at its center. With this shorter guide, smoother feed of the material is promised. Furthermore, it is expected to reduce uneven material feed. The marks on the left side of the presser foot will be the guide for the outline quilting. By changing the needle base line, you can sew the single lap stitching with ease.



UX Series	HZL-DX Series	Exceed(F) Series	HZL-G Series	HZL-L Series
40219628				—

HZL-H Series	HZL-K Series	HZL-350Z Series	Elec.Sewing Machine	
—				

Quilt Presser Foot

This presser foot is used for free-motion quilting.

With the feed dogs lowered, you can freely move the fabric to draw using stitching.

Use the screw to adjust the height of the presser foot according to the thickness of the fabric, so the fabric moves smoothly.



UX Series	HZL-DX Series	Exceed(F) Series	HZL-G Series	HZL-L Series
40224352 *	40224352			—

HZL-H Series	HZL-K Series	HZL-350Z Series	Elec.Sewing Machine	
—				

* Use with adapter shank (40207583)

Quilt Presser Foot (for Ruler)

This presser foot is used for free-motion quilting using a ruler.

With a distance of 1/4" (6.5 mm) from the needle entry point to the outer edge of the presser foot, sew using a ruler as a guide. The front of the presser foot is lowered, making it easier to see the needle area. Adjust the height of the presser foot according to the thickness of the fabric.



UX Series	HZL-DX Series	Exceed(F) Series	HZL-G Series	HZL-L Series
40197266	40201927		—	

HZL-H Series	HZL-K Series	HZL-350Z Series	Elec.Sewing Machine	
—				

Quilt Presser Foot (Open Type)

This presser foot for free-motion sewing is open at the front so that the needle area is easy to see.

Use the screw to adjust the height of the presser foot according to the thickness of the fabric, so the fabric moves smoothly.



UX Series	HZL-DX Series	Exceed(F) Series	HZL-G Series	HZL-L Series
40224355 *	40224355		—	

HZL-H Series	HZL-K Series	HZL-350Z Series	Elec.Sewing Machine	
—				

* Use with adapter shank (40207583)

Quilt Presser Foot (Zigzag Type)

This presser foot is used for free-motion sewing with zigzag stitches.



The wide needle entry opening allows this presser foot to be used for free-motion sewing with zigzag stitches. Since the presser foot moves up and down together with the movement of the needle, thick seams can easily be crossed.

UX Series	HZL-DX Series	Exceed(F) Series	HZL-G Series	HZL-L Series
*	40080953			40169916

HZL-H Series	HZL-K Series	HZL-350Z Series	Elec.Sewing Machine	
40145873	40052013	40145873	—	

- * DX-4000QVP: Machine included
- HZL-UX8: Not available
- DX-3000QVP, HZL-NX7: 40080953, Use with adapter shank (40207583)

Open Toe Presser Foot

This presser foot is used for stitching appliqués or designs.



The wide opening at the front of this presser foot makes appliqués and designs easy to see, which is useful for curvy decorative stitching. The groove along the bottom of this presser foot ensures that the presser foot does not catch on the stitching, so the fabric will be smoothly fed.

UX Series	HZL-DX Series	Exceed(F) Series	HZL-G Series	HZL-L Series
40080962				—

HZL-H Series	HZL-K Series	HZL-350Z Series	Elec.Sewing Machine	
—				

Applique Presser Foot

This presser foot is used for stitching appliques or designs.

Since the front and back of this presser foot are short and transparent, appliques and designs are easy to see, and you can easily sew sharp curves.

The pin at the back keeps the presser foot horizontal, stabilizing it even when sewing appliques.



UX Series	HZL-DX Series	Exceed(F) Series	HZL-G Series	HZL-L Series
40080951				—


HZL-H Series	HZL-K Series	HZL-350Z Series	Elec.Sewing Machine	
—				

Pearl Attaching Presser Foot

This presser foot is used for sewing on strands of pearls or beads.

Pass the strand of pearls or beads up to a diameter of 4 mm through the dome-shaped groove in the center of the presser foot, and then sew with a zigzag stitch.

This presser foot can also be used for sewing on thick cording, braiding or piping cord, even on curves.



UX Series	HZL-DX Series	Exceed(F) Series	HZL-G Series	HZL-L Series
40080956				—

HZL-H Series	HZL-K Series	HZL-350Z Series	Elec.Sewing Machine	
—				

Fringe Foot

This presser foot is used for forming loops or fringes to decorate workpieces.

This foot has a claw at its center. It is used for forming loops by laying the thread over the claw. This presser foot can be used for sewing decorative stitches on workpieces by making three-dimensional thread loops and fringes on the edge of the fabric with your favorite threads.



UX Series	HZL-DX Series	Exceed(F) Series	HZL-G Series	HZL-L Series
40219620				—

HZL-H Series	HZL-K Series	HZL-350Z Series	Elec.Sewing Machine	
—				

Cording and Embroidery Presser Foot

This presser foot is used for free-motion sewing of cording.

This presser foot has a hole for supplying cording to be sewn over. With the feed dog lowered, you can freely move the fabric to create simple embroidery with cording.



UX Series	HZL-DX Series	Exceed(F) Series	HZL-G Series	HZL-L Series
40224357 *	40224357			—


HZL-H Series	HZL-K Series	HZL-350Z Series	Elec.Sewing Machine	
—				

* Use with adapter shank (40207583)

Cording Presser Foot (for 3 Cords)

This presser foot is used for sewing on up to three thin decorative cords or embroidery threads.

Pass threads through the three channels in front of the needle entry opening and sew them with the three-point zigzag stitch or decorative stitches in order to create three-dimensional decorations.



UX Series	HZL-DX Series	Exceed(F) Series	HZL-G Series	HZL-L Series
A9829-880-0A0				—

HZL-H Series	HZL-K Series	HZL-350Z Series	Elec.Sewing Machine	
40145871	—	40145871	—	

7 Hole Cording Foot

With this presser foot, you can enjoy sewing of 3-dimensional decorative stitches using thin cords or embroidery threads (up to seven cords / threads) together.

This presser foot is provided with seven cord insertion holes of approximately 1 mm in diameter. As many as seven (1 to 7) thin cord(s) or embroidery thread(s) can be sewn using these holes while neatly arranging them in parallel (in the case of two or more cords / threads are used).



UX Series	HZL-DX Series	Exceed(F) Series	HZL-G Series	HZL-L Series
40219632				—

HZL-H Series	HZL-K Series	HZL-350Z Series	Elec.Sewing Machine	
—				

Gathering Foot

This presser foot automatically creates gathers in the fabric.

Change the stitch length, thread tension and presser foot pressure to adjust the amount of fabric that is gathered. You can also use this presser foot to sew two pieces of fabric together while creating gathers in only the lower piece.



UX Series	HZL-DX Series	Exceed(F) Series	HZL-G Series	HZL-L Series
—	40215902			—

HZL-H Series	HZL-K Series	HZL-350Z Series	Elec.Sewing Machine	
40215902		40145875	40215902	

Adapter Shank

Detach the presser foot holder and use it for the presser foot to be used.

Can be used with the Quilt Presser Foot, Quilt Presser Foot (Open Type), Quilt Presser Foot (Zigzag Type), Cording and Embroidery Presser Foot.



UX Series	HZL-DX Series	Exceed(F) Series	HZL-G Series	HZL-L Series
40207583	—			

HZL-H Series	HZL-K Series	HZL-350Z Series	Elec.Sewing Machine	
		—		

Quilt Guide

This guide is used for sewing equally spaced rows of stitching.

Insert this guide into the hole of the presser foot holder or the walking foot, and then sew while lightly tracing this guide along stitching. Adjust the spacing of the stitching by changing how far this guide is inserted. You can use this guide inserting from either the right side or the left side.



UX Series	HZL-DX Series	Exceed(F) Series	HZL-G Series	HZL-L Series
40195922				40169918

HZL-H Series	HZL-K Series	HZL-350Z Series	Elec.Sewing Machine	
40151624	40195922	40151624	—	

Twin Needle

You can sew straight lines and decorative patterns in parallel with two needles with 0.07" (2 mm) spacing.

For beautiful decorative stitches two threads can be a perfect addition. Also it is used for sewing pintucks with the pintuck feet. Set the sewing machines with 2 needle settings with optional functions. Not all stitches are approved for twin needle design.



UX Series	HZL-DX Series	Exceed(F) Series	HZL-G Series	HZL-L Series
40083061			—	

HZL-H Series	HZL-K Series	HZL-350Z Series	Elec.Sewing Machine	
40145877	—	40145877	—	

Dedicated Hook for Thick Thread Decoration

It is used when decorative sewing is performed with bobbin thread using thick thread or ribbon.

Wrap the thread you want to decorate around the bobbin and draw a pattern with pattern stitching or free motion.




UX Series	HZL-DX Series	Exceed(F) Series	HZL-G Series	HZL-L Series
40247203				—

HZL-H Series	HZL-K Series	HZL-350Z Series	Elec.Sewing Machine	
—				

Auxiliary Spool Pin (Additional Spool Pin)

This spool pin is used when another thread spool is needed for twin needle sewing or bobbin winding.

Use this spool pin with a thread spool for twin needle sewing, spare machine threading or bobbin winding.



UX Series	HZL-DX Series	Exceed(F) Series	HZL-G Series	HZL-L Series
40080967			—	40169872

HZL-H Series	HZL-K Series	HZL-350Z Series	Elec.Sewing Machine	
40165254	—	40151633	—	

LED Pointer

With the LED pointer, you can start sewing without lowering the needle to check the sewing start position.

Expand your creativity with the LED pointer as a guide when aligning rows of patterns for sewing. Use with mounting base(40247204). You can also attach a borescope camera instead of the LED pointer. Easily share images and videos you are sewing to social media. *Please purchase a commercially available borescope camera.



UX Series	HZL-DX Series	Exceed(F) Series	HZL-G Series	HZL-L Series
40247205 *	—			
HZL-H Series	HZL-K Series	HZL-350Z Series	Elec.Sewing Machine	
—				

* Applicable model: DX-4000QVP, HZL-UX8

Mounting Base

The mounting base allows you to attach the LED pointer, scope, and magnifying lens attachment to the sewing machine.

When you use the LED pointer, borescope camera and magnifier (flip-up type), use with this mounting base.



UX Series	HZL-DX Series	Exceed(F) Series	HZL-G Series	HZL-L Series
40247204 *	—			
HZL-H Series	HZL-K Series	HZL-350Z Series	Elec.Sewing Machine	
—				

* Applicable model: DX-4000QVP, HZL-UX8

Magnifier (Flip-Up Type)

Use as a magnifying glass to enlarge the needle area.

When not in use, you can move it out of the way. Use with mounting base(40247204).



UX Series	HZL-DX Series	Exceed(F) Series	HZL-G Series	HZL-L Series
40247079 *	—			


HZL-H Series	HZL-K Series	HZL-350Z Series	Elec.Sewing Machine	
—				

* Applicable model: DX-4000QVP, HZL-UX8

Stitch Area Magnifier

This magnifier allows the needle area to be enlarged by approximately 1.4 times, making it easier to see.

This is useful for viewing the needle area or performing intricate operations.



UX Series	HZL-DX Series	Exceed(F) Series	HZL-G Series	HZL-L Series
40164074 *	40164074	—		

HZL-H Series	HZL-K Series	HZL-350Z Series	Elec.Sewing Machine	
—				

* Applicable model: DX-3000QVP, HZL-NX7

Thread Stand (for Two Spools)

This additional thread stand can be used with TWO large cross-wound cone style thread.

It is convenient for both top and bottom threads, or two needle sewing, too.

The specially designed thread guide that is also installed smoothly pulls the thread straight up.

When placing the hard case on the sewing machine, this thread stand and thread guide can be removed in a single step.



UX Series	HZL-DX Series	Exceed(F) Series	HZL-G Series	HZL-L Series
40245194 *	—			

HZL-H Series	HZL-K Series	HZL-350Z Series	Elec.Sewing Machine	
—				

* Applicable model: DX-4000QVP, HZL-UX8

Thread Stand

This additional thread stand can be used with large cross-wound cone style thread.

The specially designed thread guide that is also installed smoothly pulls the thread straight up.

When placing the hard case on the sewing machine, this thread stand and thread guide can be removed in a single step.



UX Series	HZL-DX Series	Exceed(F) Series	HZL-G Series	HZL-L Series
40208049 *	40163897	—		

HZL-H Series	HZL-K Series	HZL-350Z Series	Elec.Sewing Machine	
—				

* Applicable model: DX-3000QVP, HZL-NX7

Throat Plate for Straight Stitch

This needle plate designed specifically for straight stitching allows you to sew beautiful straight stitches.

This needle plate is used to sew the straight stitch with the center needle position.
Creates perfect needle feed for light weight fabrics or corner to corner stitching in patchwork piecing.



UX Series	HZL-DX Series	Exceed(F) Series	HZL-G Series	HZL-L Series
40245153 *1	—	40080968	40080968 *3	—
40205310 *2				

HZL-H Series	HZL-K Series	HZL-350Z Series	Elec.Sewing Machine	

*1 For DX-4000QVP/HZL-UX8, Use with straight feed dog (40201411)

*2 For DX-3000QVP/HZL-NX7, Use with straight feed dog (40201411)

*3 HZL-G210/G110 Part No. 40080968 & 40064685(hook cover)

Magnetic Gauge

This gauge is used as a guide for the edge of the fabric when sewing with a fixed seam allowance. A magnet allows you to easily reposition the gauge.

A strong magnet holds this gauge in place on the needle plate. This gauge can also be used on household sewing machines with a metal needle plate.




UX Series	HZL-DX Series	Exceed(F) Series	HZL-G Series	HZL-L Series
A9848-D25-0A0				—

HZL-H Series	HZL-K Series	HZL-350Z Series	Elec.Sewing Machine	
A9848-D25-0A0				

Ruler Kit (HZL type)

This quilting ruler is used for creating a pattern while stitching along with the quilt presser foot (for ruler).



Various patterns can be formed by combining basic lines and shapes. This kit contents straight, wave, hexagon, circle, feather shapes. Be sure to use this kit together with the presser foot for ruler. The thickness of these rulers are 3mm.

UX Series	HZL-DX Series	Exceed(F) Series	HZL-G Series	HZL-L Series
40209956				—

HZL-H Series	HZL-K Series	HZL-350Z Series	Elec.Sewing Machine	
—				

Ruler Set

This quilting ruler is used for creating a pattern while stitching along with the quilt presser foot (for ruler).



Various patterns can be formed by combining basic lines and shapes. This kit contents straight, wave, hexagon, circle, feather shapes. Be sure to use this kit together with the presser foot for ruler. The kit contents and shapes may differ.


UX Series	HZL-DX Series	Exceed(F) Series	HZL-G Series	HZL-L Series
Please contact your local JUKI dealer	—			

HZL-H Series	HZL-K Series	HZL-350Z Series	Elec.Sewing Machine	
—				

Wide Table

This table enlarges the work surface, allowing you to comfortably sew large projects.

After removing the auxiliary bed, this table can easily be installed by fitting it into place.



UX Series	HZL-DX Series	Exceed(F) Series	HZL-G Series	HZL-L Series
Please contact your local JUKI dealer	J-F/TABLE			J-L/TABLE

HZL-H Series	HZL-K Series	HZL-350Z Series	Elec.Sewing Machine	
J-H/TABLE	J-E/TABLE	J-H/TABLE	—	

Foot Controller with Foot Switch Function

This controller can be used to start/stop sewing and adjust the sewing speed with your foot.

Controlling the sewing machine with your foot leaves both of your hands free while sewing. You can trim threads and or do another operations by pressing on the another switch of the foot controller.



UX Series	HZL-DX Series	Exceed(F) Series	HZL-G Series	HZL-L Series
40205287	40144123		—	

HZL-H Series	HZL-K Series	HZL-350Z Series	Elec.Sewing Machine	
—				

Foot Switch Stopper

This stopper can be used for disabling the foot switch of the foot controller.

Installing this stopper on the foot controller disables the function that is activated by stepping on the controller with your heel.



UX Series	HZL-DX Series	Exceed(F) Series	HZL-G Series	HZL-L Series
—	40165358		—	

HZL-H Series	HZL-K Series	HZL-350Z Series	Elec.Sewing Machine	
—				

Foot Controller

This controller can be used to start/stop sewing and adjust the sewing speed with your foot.

Controlling the sewing machine with your foot leaves both of your hands free while sewing.



UX Series	HZL-DX Series	Exceed(F) Series	HZL-G Series	HZL-L Series
—			40107483 *	40169914

HZL-H Series	HZL-K Series	HZL-350Z Series	Elec.Sewing Machine	
40165257	40117706	Please contact your local JUKI dealer		

* 40119192 for Korean version

Knee-lifting Lever

Increase efficiency by using your knees to lift and lower the presser foot without using Your hands.

Using your knee to push the lever to the right raises the presser foot, and when you return it will lower the presser foot.



UX Series	HZL-DX Series	Exceed(F) Series	HZL-G Series	HZL-L Series
40070255			—	

HZL-H Series	HZL-K Series	HZL-350Z Series	Elec.Sewing Machine	
—				

Bobbin

These bobbins are designed specifically for JUKI household sewing machines.

Since the bobbin type differs depending on your sewing machine model, be sure to use the bobbin designed for your machine.



UX Series	HZL-DX Series	Exceed(F) Series	HZL-G Series	HZL-L Series
001141000000				40177365

HZL-H Series	HZL-K Series	HZL-350Z Series	Elec.Sewing Machine	
40151627	A9834-030-0A0	40151627	A9834-030-0A0 *1 40130125 *2	

*1 Applicable model: HZL-29Z/HZL-27Z

*2 Applicable model: HZL-12Z

Advanced Quilter's Kit

This set of presser feet is created specialty quilting and sewing as you advance in your sewing.

This set contains the following: Ditch Sewing Presser Foot (Edge Sewing Presser Foot), Quilt Presser Foot (Open Type), Quilt Presser Foot (Zigzag Type), Open Toe Presser Foot, Appliqué Presser Foot, Pearl Attaching Presser Foot



UX Series	HZL-DX Series	Exceed(F) Series	HZL-G Series	HZL-L Series
—	40091174			—

HZL-H Series	HZL-K Series	HZL-350Z Series	Elec.Sewing Machine	
—				

Heavy User Kit

This set of versatile and useful presser feet that will meet the needs of even advanced everyday users.

This set contains the following: Button Attaching Presser Foot, Invisible Zipper Foot, Rolled Hemming Presser Foot, Binder Presser Foot, Presser Foot with Guide, Cording and Embroidery Presser Foot



UX Series	HZL-DX Series	Exceed(F) Series	HZL-G Series	HZL-L Series
—	40091175			—

HZL-H Series	HZL-K Series	HZL-350Z Series	Elec.Sewing Machine	
—				

Creative Set

This set of presser feet and bobbins are perfect for creative embellishment with your sewing machine.

This set contains the following: Appliqué Presser Foot, Cording and Embroidery Presser Foot, Pearl Attaching Presser Foot, Cording Presser Foot (for 3 Cords), Presser Foot with Guide, Open Toe Presser Foot, Bobbin x5



UX Series	HZL-DX Series	Exceed(F) Series	HZL-G Series	HZL-L Series
—	40183638			—

HZL-H Series	HZL-K Series	HZL-350Z Series	Elec.Sewing Machine	
—				

Home Sewing Machine Accessories List

	UX Series	HZL-DX Series	Exceed(F) Series	HZL-G Series	HZL-L Series
	DX-4000QVP HZL-UX8 DX-3000QVP HZL-NX7	DX-2000QVP HZL-DX7 HZL-DX5	HZL-F600 HZL-F400 HZL-F300	HZL-G220 HZL-G120 HZL-G210 HZL-G110	HZL-LB5100 HZL-LB5020
Standard Presser Foot	40245085 *1 40197188 *2	40057923			40169908
Overcasting Presser Foot (Overedge Foot)	40080960			40110163	40169900
Buttonhole Presser Foot	40080966			40110162	40169879
Decorate Stitch Presser Foot (Manual BH Presser Foot/Satin Stitch Foot)	40265041 *1 40112905 *3	40112905			40169901
Zig Zag Presser Foot	—				
Button Attaching Presser Foot	40080969				—
Feed Dog Cover	—				
Zipper Presser Foot	40265042 *1 A9823-010-0A0 *4	A9823-010-0A0			40169903
Adjustable Zipper Foot	—	40206252			—
Narrow Zipper Foot	40219624				—
Invisible Zipper Foot	40080955				—
Blind Stitch Presser Foot (Blind Hem Foot)	40112904	40080961	40112904	40169902	
Smooth Presser Foot	40248701 *5 40181050 *4	40181050			—
Roller Foot	40117711				—
Rolled Hemming Presser Foot	40080958				—
Hemming Presser Foot for Zigzag	40080957				—
Straight Stitch Presser Foot	40265043 *1 40201410 *2	—			
Binder Presser Foot	40080954				—
Pintuck Foot Narrow	40206244			—	
Pintuck Foot Wide	40206248			—	
Walking Foot	—	40181046			40169917
Patchwork Presser Foot	40265044 *1 40197827 *2	40080959			—

*1 For JUKI Smart Feed (matte type)

*2 For JUKI Smart Feed (glossy type)

*3 Not for JUKI Smart Feed (normal clear type)

*4 Not for JUKI Smart Feed (normal type)

*5 For JUKI Smart Feed

	UX Series	HZL-DX Series	Exceed(F) Series	HZL-G Series	HZL-L Series
	DX-4000QVP HZL-UX8 DX-3000QVP HZL-NX7	DX-2000QVP HZL-DX7 HZL-DX5	HZL-F600 HZL-F400 HZL-F300	HZL-G220 HZL-G120 HZL-G210 HZL-G110	HZL-LB5100 HZL-LB5020
1/4" Guide Foot	40245094 *1 40197829 *2	40164071			—
7mm Guide Foot	40265045 *1 40197832 *2	—			
Presser Foot with Guide	40080952				—
Ditch Sewing Presser Foot (Edge Sewing Presser Foot)	40265046 *1 40080965 *4	40080965			—
Compact Guide Edge Sewing Foot	40219628				—
Quilt Presser Foot	40224352 *6	40224352			—
Quilt Presser Foot (for Ruler)	40197266	40201927			—
Quilt Presser Foot (Open Type)	40224355 *6	40224355			—
Quilt Presser Foot (Zigzag Type)	*7	40080953			40169916
Open Toe Presser Foot	40080962				—
Applique Presser Foot	40080951				—
Pearl Attaching Presser Foot	40080956				—
Fringe Foot	40219620				—
Cording and Embroidery Presser Foot	40224357 *6	40224357			—
Cording Presser Foot (for 3 Cords)	A9829-880-0A0				—
7 Hole Cording Foot	40219632				—
Gathering Foot	—	40215902			—
Adapter Shank	40207583	—			
Quilt Guide	40195922				40169918
Twin Needle	40083061				—
Dedicated Hook for Thick Thread Decoration	40247203				—
Auxiliary Spool Pin (Additional Spool Pin)	40080967			—	40169872

*1 For JUKI Smart Feed (matte type)

*2 For JUKI Smart Feed (glossy type)

*4 Not for JUKI Smart Feed (normal type)

*6 Use with adapter shank (40207583)

*7 DX-4000QVP: Machine included

HZL-UX8: Not available

DX-3000QVP, HZL-NX7: 40080953, Use with adapter shank (40207583)

	UX Series	HZL-DX Series	Exceed(F) Series	HZL-G Series	HZL-L Series
	DX-4000QVP HZL-UX8 DX-3000QVP HZL-NX7	DX-2000QVP HZL-DX7 HZL-DX5	HZL-F600 HZL-F400 HZL-F300	HZL-G220 HZL-G120 HZL-G210 HZL-G110	HZL-LB5100 HZL-LB5020
LED Pointer	40247205 *8	—			
Mounting Base	40247204 *8	—			
Magnifier (Flip-Up Type)	40247079 *8	—			
Stitch Area Magnifier	40164074 *9	40164074	—		
Thread Stand (for Two Spools)	40245194 *8	—			
Thread Stand	40208049 *9	40163897	—		
Throat Plate for Straight Stitch	40245153 *10 40205310 *11	—	40080968	40080968 *12	—
Magnetic Gauge	A9848-D25-0A0				—
Ruler Kit (HZL type)	40209956				—
Ruler Set	Please contact your local JUKI dealer	—			
Wide Table	Please contact your local JUKI dealer	J-F/TABLE			J-L/TABLE
Foot Controller with Foot Switch Function	40205287	40144123		—	
Foot Switch Stopper	—	40165358		—	
Foot Controller	—			40107483 *13	40169914
Knee-lifting Lever	40070255			—	
Bobbin	001141000000				40177365
Advanced Quilter's Kit	—	40091174			—
Heavy User Kit	—	40091175			—
Creative Set	—	40183638			—

*8 Applicable model: DX-4000QVP, HZL-UX8

*9 Applicable model: DX-3000QVP, HZL-NX7

*10 For DX-4000QVP/HZL-UX8, Use with straight feed dog (40201411)

*11 For DX-3000QVP/HZL-NX7, Use with straight feed dog (40201411)

*12 HZL-G210/G110 Part No. 40080968 & 40064685(hook cover)

*13 40119192 for Korean version

	HZL-H Series	HZL-K Series	HZL-350Z Series	Elec.Sewing Machine	
	HZL-80HP HZL-70HW HZL-60HR	HZL-K85 HZL-K65	HZL-357ZP HZL-355ZW HZL-353ZR	HZL-29Z HZL-27Z HZL-12Z	
Standard Presser Foot	40165250	40051131	40151600	40051131 *14 40130228 *15	
Overcasting Presser Foot (Overedge Foot)	40145869	40117901	40145869	40050948 *14	
Buttonhole Presser Foot	40165251	40117900	40151623	40088436	
Decorate Stitch Presser Foot (Manual BH Presser Foot/Satin Stitch Foot)	40145868	40130234	40145868	—	
Zig Zag Presser Foot	—	40117722	—		
Button Attaching Presser Foot	40151630	40116156	40151630	40116156 *14	
Feed Dog Cover	—			40107933 *14	
Zipper Presser Foot	40151622	40117903	40151622	40050946 *14 40152343 *15	
Adjustable Zipper Foot	40206252				
Narrow Zipper Foot	—				
Invisible Zipper Foot	—	40117861	—		
Blind Stitch Presser Foot (Blind Hem Foot)	40145872	40117902	40145872	40050947 *14	
Smooth Presser Foot	—	40181050	—		
Roller Foot	40117711				
Rolled Hemming Presser Foot	40145870	40117710	40145870	40117710 *14 40141258 *15	
Hemming Presser Foot for Zigzag	—				
Straight Stitch Presser Foot	40145874	40116154	40145874	—	
Binder Presser Foot	—				
Pintuck Foot Narrow	40206244	—	40206244	—	
Pintuck Foot Wide	40206248	—	40206248	—	
Walking Foot	40145876	40117721 *16	40145876	—	
Patchwork Presser Foot	—	40117712	—	40117712 *14	

*14 Applicable model: HZL-29Z/HZL-27Z

*15 Applicable model: HZL-12Z

*16 Cannot use with quilt guide

	HZL-H Series	HZL-K Series	HZL-350Z Series	Elec.Sewing Machine	
	HZL-80HP HZL-70HW HZL-60HR	HZL-K85 HZL-K65	HZL-357ZP HZL-355ZW HZL-353ZR	HZL-29Z HZL-27Z HZL-12Z	
1/4" Guide Foot	—				
7mm Guide Foot	—				
Presser Foot with Guide	—				
Edge Sewing Presser Foot	—				
Compact Guide Edge Sewing Foot	—				
Quilt Presser Foot	—				
Quilt Presser Foot (for Ruler)	—				
Quilt Presser Foot (Open Type)	—				
Quilt Presser Foot (Zigzag Type)	40145873	40052013	40145873	—	
Open Toe Presser Foot	—				
Applique Presser Foot	—				
Pearl Attaching Presser Foot	—				
Fringe Foot	—				
Cording and Embroidery Presser Foot	—				
Cording Presser Foot (for 3 Cords)	40145871	—	40145871	—	
7 Hole Cording Foot	—				
Gathering Foot	40215902		40145875	40215902	
Adapter Shank	—				
Quilt Guide	40151624	40195922	40151624	—	
Twin Needle	40145877	—	40145877	—	
Dedicated Hook for Thick Thread Decoration	—				
Auxiliary Spool Pin (Additional Spool Pin)	40165254	—	40151633	—	

	HZL-H Series	HZL-K Series	HZL-350Z Series	Elec.Sewing Machine	
	HZL-80HP HZL-70HW HZL-60HR	HZL-K85 HZL-K65	HZL-357ZP HZL-355ZW HZL-353ZR	HZL-29Z HZL-27Z HZL-12Z	
LED Pointer	—				
Mounting Base	—				
Magnifier (Flip-Up Type)	—				
Stitch Area Magnifier	—				
Thread Stand (for Two Spools)	—				
Thread Stand	—				
Throat Plate for Straight Stitch	—				
Magnetic Gauge	A9848-D25-0A0				
Ruler Kit (HZL type)	—				
Ruler Set	—				
Wide Table	J-H/TABLE	J-E/TABLE	J-H/TABLE	—	
Foot Controller with Foot Switch Function	—				
Foot Switch Stopper	—				
Foot Controller	40165257	40117706	Please contact your local JUKI dealer		
Knee-lifting Lever	—				
Bobbin	40151627	A9834-030-0A0	40151627	A9834-030-0A0 *14 40130125 *15	
Advanced Quilter's Kit	—				
Heavy User Kit	—				
Creative Set	—				

*14 Applicable model: HZL-29Z/HZL-27Z

*15 Applicable model: HZL-12Z