

MCS-1500

JUKI®

Cover & Chain

Introducing a New Sewing Machine


Specialized in Cover Stitching & Chain Stitching




— Various stitches enhance your sewing enjoyment —



4-thread cover
stitch



Decorative
stitching



Decorative
stitching



3-thread
cover stitch



Chain stitch

Introducing a Specialized Cover Stitch & Chain Stitch Sewing Machine That Takes Sewing Up a Notch

MCS-1500 technical data

- No. of needles used: 3 • Needle system: 130/705H
- Stitch width: Cover stitch 2.5/5 mm • Stitch length: 1–4 mm
- Differential feed: no waving in knits N–2no puckering 0.7–N
- Presser foot lift: 8 mm/10 mm
- Sewing speed: Up to 1,350 stitches/min • Weight: 7.0 kg (main unit)
- Power supply/power consumption (100 V model): 115 W / 50/60 Hz
- Dimensions: 280 (L) x 335 (W) x 285 (H) mm

MCS-1500

Cover stitch & chain stitch sewing machine



Create a Professional Finish

Cover stitch

Perfect for various applications, such as simple hems, sleeve cuffs and necklines. Since the stitching stretches, it is ideal for stretch fabrics.




Chain stitch

Since the lower thread forms a chain on the wrong side of the fabric, the stitch is strong when it is stretched, making it ideal for stitching the waist and side seams of pants. It also does well as decorative stitching for necklines.



Presser foot lifter

The presser foot is higher at its tip in order to allow the fabric to easily be inserted at the start of sewing. In addition, raising the presser foot lifter to the first position raises the presser foot 8 mm. Further raising the presser foot lifter raises the presser foot to 10 mm. This allows you to easily insert even thick layers of fabric, for example, when attaching ribbing, under the presser foot.



Useful Features That Provide Sewing Enjoyment



Adjust the differential feed to sew beautiful finishes, even with stretch fabrics such as knits and georgette.




The looper can easily be threaded since it can be lowered at the press of a button.




The seam guide lines on the extension plate are a useful aid for sewing.



The presser foot pressure can be adjusted according to the type of fabric being sewn.



A presser foot equipped with a guide that presses down on both the left and right sides is provided as a standard accessory.



The exterior thread cutter is useful when removing the fabric after raising the presser foot at the end of sewing.

Optional accessories:



Chain stitch presser foot



Hemmer guide (for cover stitch)

JUKI ECO PRODUCTS

For details on JUKI ECO PRODUCTS, visit: http://www.juki.co.jp/eco_e/index.html



* The RoHS Directive is an EU Directive limiting the use of 6 hazardous substances (lead, mercury, cadmium, hexavalent chromium, PBB and PBDE) in electrical and electronic equipment.

The Juki Green Procurement Guideline is the voluntarily established criteria to eliminate not only the aforementioned six substances, but also others which adversely affect the environment.

JUKI®