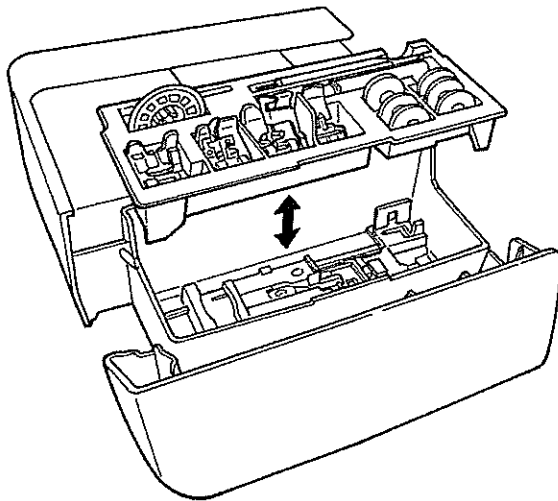
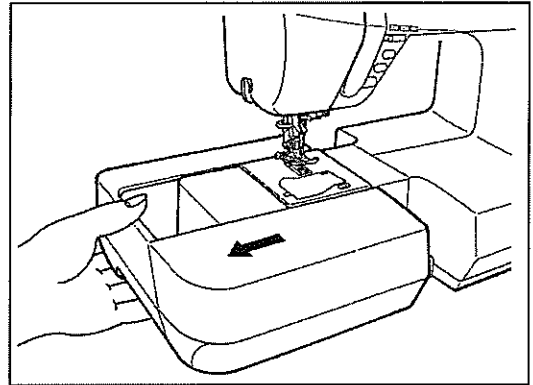


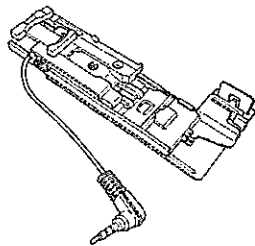
# Accessories



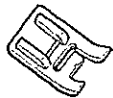
Draw the auxiliary bed out to the left.



## • Inside the auxiliary bed.



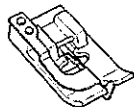
Buttonhole presser foot (E)



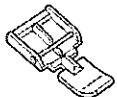
Manual buttonhole presser foot (I)



Overcasting presser foot (C)



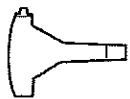
Blind stitch presser foot (D)



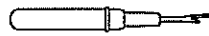
Zipper presser foot (B)



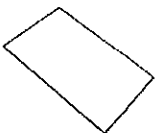
Bobbin (3)



T-shape screwdriver



Ripper



Cleaning brush

Needle set  
HAX 1 # 11 (1)  
# 14 (1)  
# 16 (1)  
for knit # 11 (1)



Spool cap (Small)



Spool cap (Middle)

## • Supplied with the machine



Standard presser foot (A)

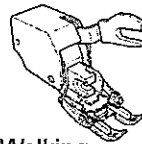


Bobbin (1)

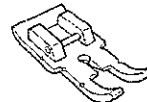


Spool cap (large)


## • Inside the accessories bag.



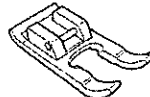
Walking foot (N)



Patchwork presser foot (P)



Auxiliary spool pin

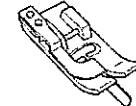


Open toe presser foot (O)

**DX7 Only**



Quilt presser foot (Q)



Edge Sewing presser foot (R)

**DX7 Only**

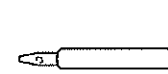


Smooth presser foot (T)

**DX7 Only**

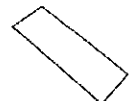


Quilt guide



Eyelet punch

**DX7 Only**



Twin needle (One set)

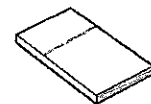
## • Inside hard case




Foot Controller  
model name: JC-001



Knee-lifting lever



Instruction manual  
(This manual)



Power cord



DVD