



Various Stitch Patterns To Unleash Your Creativity!




Frill 3-Thread Rolled Hem With Diff. Feed

Uses 3-thread rolled hemming and the differential feed on stretch fabrics to create richly designed articles.



4-Thread Overlock

Uses 2 needles and 4 threads to securely sew together knitted fabrics.




3-Thread Overlock

This basic stitch of overlock machines prevents fabric from fraying.



2-Thread Overlock

Simply sew fabric edges with 2 threads to prevent fraying.



3-Thread Flatlock

Use this stitch as an accent on clothes, interior items and accessories.



3-Thread Rolled Hem

The fabric edge is rolled, then covered with thread.



3-Thread Narrow Overlock

The fabric edge is rolled, then sewn with very narrow overlocking.

Optional attachments

Blind Stitch Presser Foot



Part No. 40138091

Elasticator Presser Foot



Part No. 40138095

Cording Presser Foot




Part No. 40138099

Beading Presser Foot



Part No. 40138106

Piping Presser Foot



Part No. 40138103

Gathering Presser Foot



Part No. 40138121

JUKI®

JUKI CORPORATION

2-11-1, TSURUMAKI, TAMA-SHI, TOKYO
206-8551, JAPAN
<http://www.juki.co.jp>

JUKI ECO PRODUCTS



JUKI ECO PRODUCTS

This is an eco-friendly product which complies JUKI ECO PRODUCTS standards for protecting the environment.

●The sewing machine complies with the "JUKI Group Green Procurement Guidelines" on the use of hazardous substances, which is stricter than other restrictions, such as those of the RoHS Directive.
For details of JUKI PRODUCTS, refer to:
http://www.juki.co.jp/eco_e/index.html

*The RoHS Directive is an EU Directive limiting the use of 6 hazardous substances (lead, hexavalent chromium, mercury, cadmium, PBB and PBDE) in electrical and electronic equipment. The Juki Green Procurement Guideline is the voluntarily established criteria to eliminate not only the aforementioned six substances, but also other ones which also adversely affect the environment.

JUKI CORPORATION holds the rights to change technical specifications without prior notice.

1304(B)

MO-1000

JUKI®

Effortless Threading With the Power of Air!

Serge Like A Pro With Ease!



2-Needle, 2/3/4-Thread Overlock with
Easy Threader and Differential Feed

MO-1000

Easy Threader



Instruction DVD
Included

Air-Supported Threading! Create the Look of a Professional Finish!



NEW Convenient Threading With the Easy Threader


Using the new easy threader feature, easily thread the machine from the threading hole to the looper with the power of a strong whoosh of air sent from the electric motor. This amazing function dramatically alters upper and lower looper threading.

Lower looper thread


Upper looper thread



step 1
Insert 1 to 2 cm of thread.



step 2
Press the air-control pushbutton.



step 3
And you're done!
The machine was simply threaded by air.

NEW Automatic Needle Threader

Quickly thread the needle! With the automatic needle threader, the needle is threaded in 3 easy steps.

Right needle thread


Left needle thread



step 1
Lower the threading lever.



step 2
Hook the thread.



step 3
Return the lever to finish threading.

MO-1000

JAN:4946973008093

■SPECIFICATIONS

Dimensions : 330(W)×280(D)×310(H)mm

Weight : 9.0kg

Quiet Operation




The sound reducing design minimizes the operating noise and the unit sews with less vibration.

Other Useful Features

- Automatic rolled hemming
- Adjustable presser foot pressure
- Option to deactivate upper knife
- Cutting width adjusting dial
- Safety feature preventing operation when the presser foot is upper position or the cover is open.
- Thread trimming blade for easy thread cutting

Adjustable Differential Feed




Even with easily stretched fabrics such as knits and georgette, create beautifully sewn finishes by adjusting the differential feed. Adjustments can even be made while sewing

Beautiful Sharp Curve




The distance between the needle and knife is 9.95mm (conventional model : 15.5mm), allowing you to sew beautiful inside curves.

NEW Upper Loooper Converter 2-/3-Thread Conversion



Switch to 2-Thread sewing simply by pushing the 2-/3-thread changeover attachment to the left, making this operation even easier.

Wide Throat Area



The height of the throat is 72.4mm. Due to this height, the usability of the work space improved infinitely.

LED Sewing Light



The needle area is brightly illuminated. The long-life, energy-efficient and eco-friendly light will not heat up, even after a long period of use.

Waste Collector



Provided as a standard accessory, the waste collector catches cut-off fabric and is useful for keeping the area tidy.

MO-1000 Standard Specifications

Number of Threads	2/3/4 Threads	
Needle	Household Machine Size 11 or 14	
Overlocking Width	Left Needle	5~9mm
	Right Needle	3~7mm
	Rolled Hem	2mm
Stitch Length	1~4mm (Standard : 2.5 mm)	
Differential Feed	0.7~2.0 Ratio	
Presser Foot Lift	5mm (Max : 8mm)	
Sewing Speed	Maximum 1,500 spm	